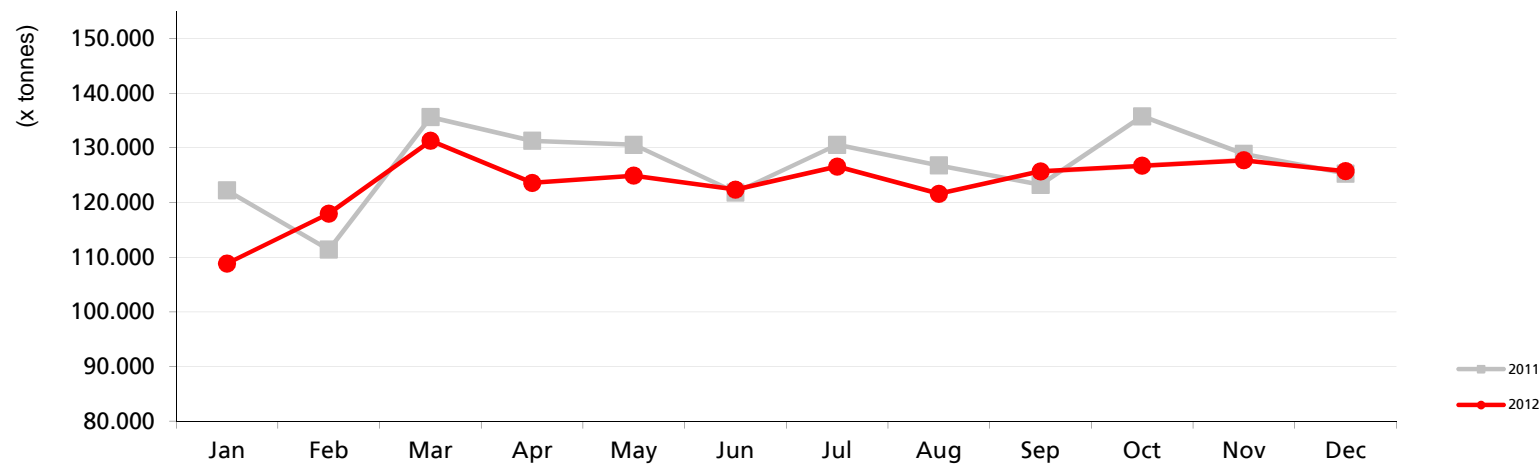




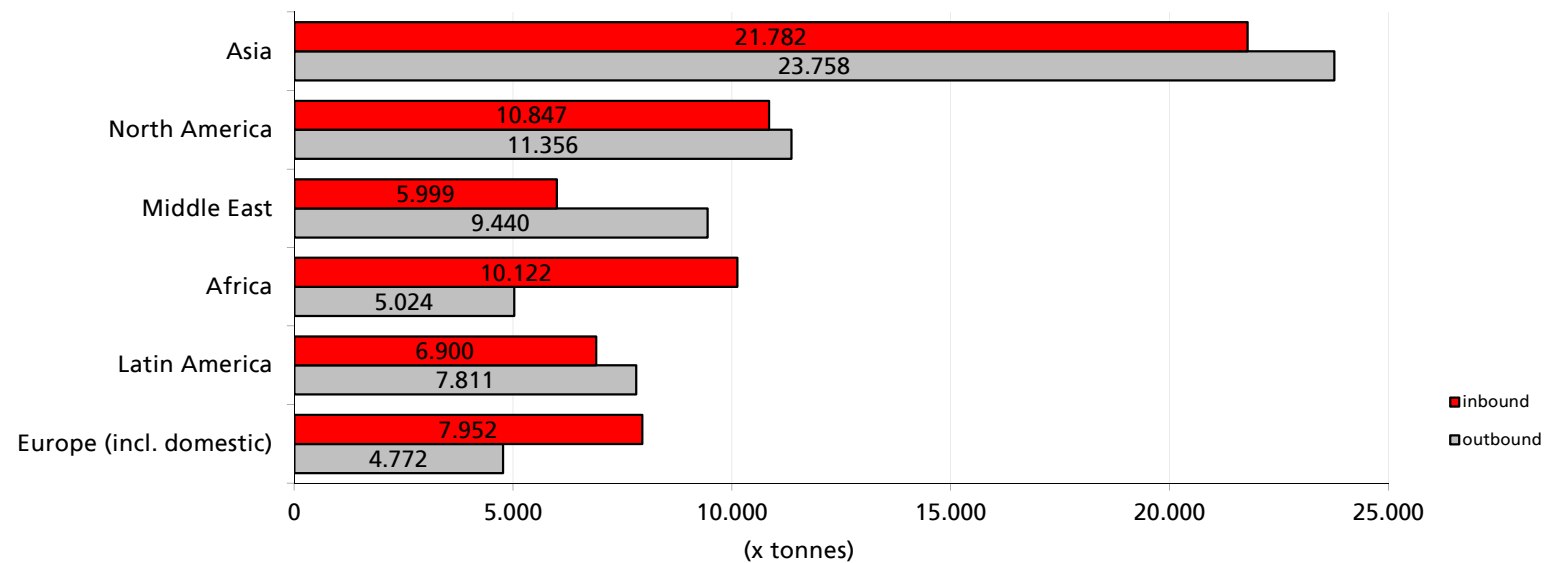
## CARGO TRANSPORT PER MONTH



	Volume '12 (tonnes)	% ch. '11		Volume '12 (tonnes)	% ch. '11		Volume '12 (tonnes)	% ch. '11
Jan	108.877	-10,9%	May	124.957	-4,3%	Sep	125.725	2,0%
Feb	118.017	5,9%	Jun	122.386	0,4%	Oct	126.760	-6,7%
Mar	131.326	-3,2%	Jul	126.615	-3,0%	Nov	127.763	-0,9%
Apr	123.613	-5,9%	Aug	121.647	-4,1%	Dec	125.763	0,4%
			<b>Total</b>	<b>1.483.448</b>	<b>-2,6%</b>			

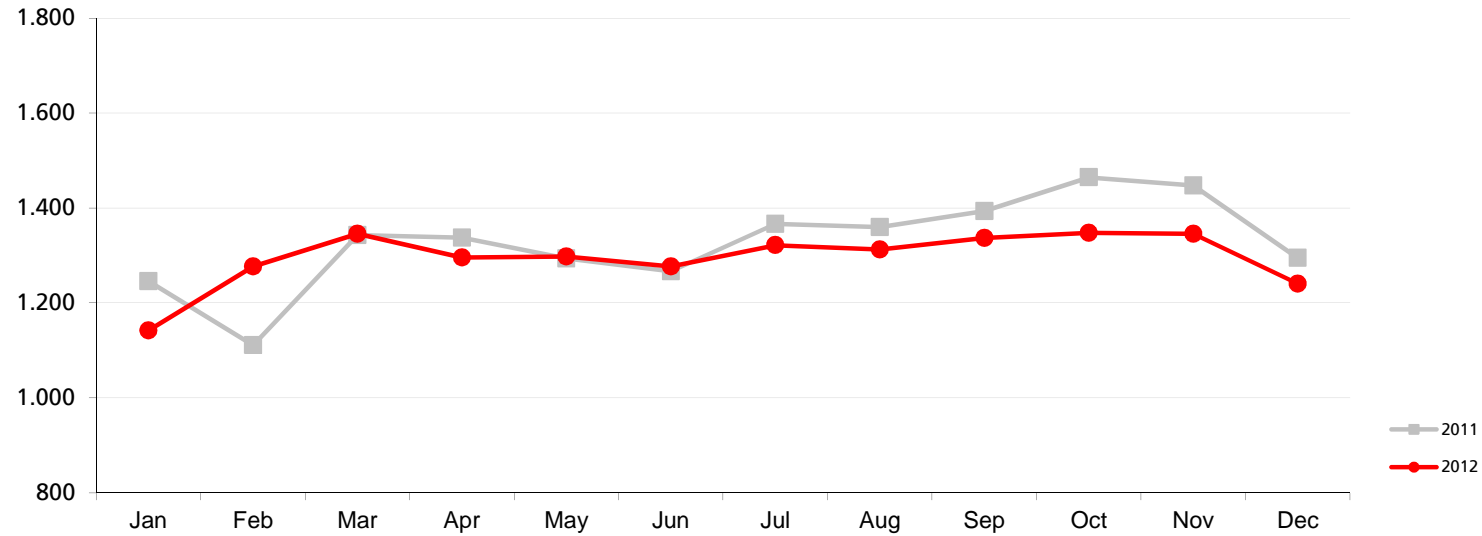
# CARGO TRANSPORT BY REGION

December 2012



Cargo transport	Volume (tonnes)	% ch. '11
Asia	45.541	-3,1%
North America	22.203	-4,7%
Middle East	15.439	2,3%
Africa	15.146	1,4%
Latin America	14.711	-6,2%
Europe (incl. domestic)	12.724	36,7%
<b>Total</b>	<b>125.763</b>	<b>0,4%</b>

# AIR TRANSPORT MOVEMENTS FULL FREIGHTER SERVICES



atm's '12		% ch. '11		atm's '12		% ch. '11		atm's '12		% ch. '11	
Jan	1.142	-8,3%	May	1.298	0,3%	Sep	1.337	-4,1%			
Feb	1.277	14,9%	Jun	1.277	0,8%	Oct	1.348	-8,0%			
Mar	1.346	0,2%	Jul	1.322	-3,3%	Nov	1.346	-7,0%			
Apr	1.296	-3,1%	Aug	1.313	-3,5%	Dec	1.241	-4,2%			
<b>Total</b>						<b>15.543</b>	<b>-2,4%</b>				

# AVERAGE MTOW FULL FREIGHTER AIRCRAFT

